


Writing a Reading Scheme Book Review Using the School Library System

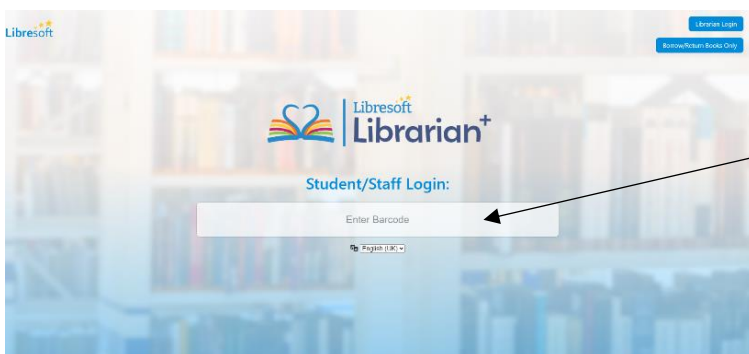


Open the school website homepage

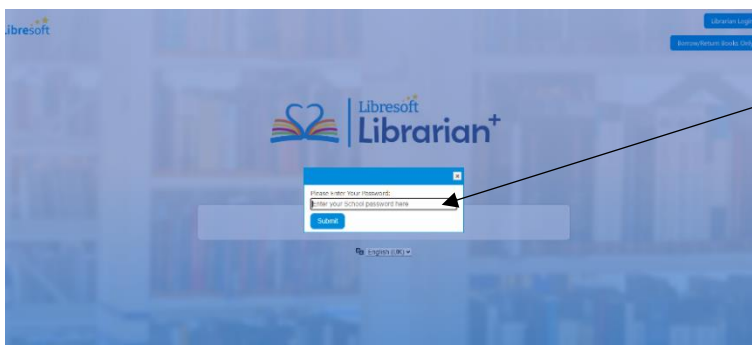
Select the small book icon  on the top right of the home page.

This is a quick link to the school Libresoft Librarian+ the Library system.

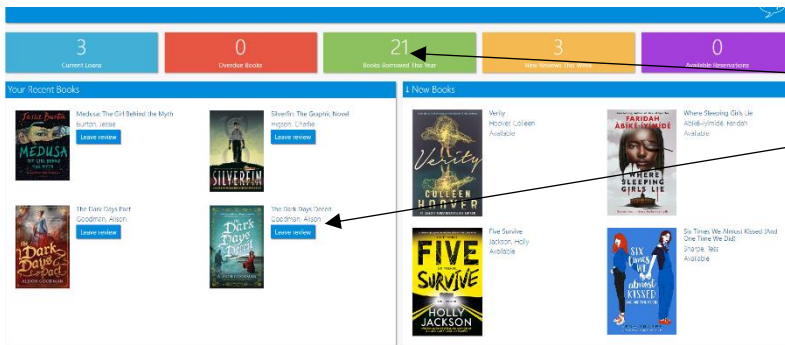
Alternatively, you can access the Library via Curriculum, Department Information and Learning Resource Centre.



Type your **Library barcode number** into the login box. This number is located on the front of your reading scheme as your Library log in, it's a 4 digit number. If you do not have your number recorded, please contact Mrs Lees or Mrs Chandler.



Your school password is **635ch** followed by the **first two letters of your first name then the first two of your family name, using capital and lower-case letters**. For example, a student called **Francesca Black** would be **635chFrBI**

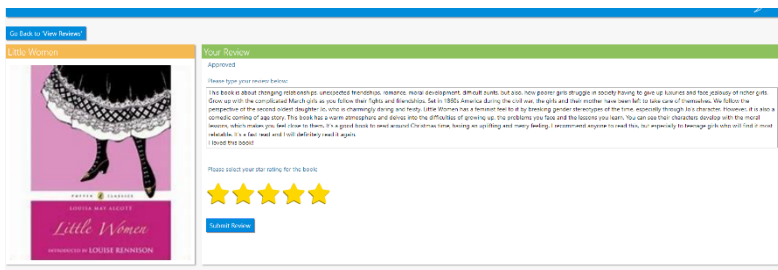


You can add reviews from your **Books Borrowed This Year** (the green tab) or from **Recent Loans** (on the left of the screen).

Alternatively, you can search the catalogue for your book, especially if you have used a book from home. But ensure you are using the correct title or author.



Select **Book Review** on your favourite book



Write your review in the box provided. Your review should be insightful and engaging; it must include the genre, when and where it is set, a description of the characters, what happens in the story ... but no big SPOILERS, why you liked it, who it would appeal to and why. It is really important to check your SPAG.

Then give your book a star rating and submit your review.

Now ensure your parent or carer has signed your Reading Scheme, all your vocabulary, sentences and book quizzes are complete.

Then hand your scheme to Mrs Lees or Mrs Chandler in the Library.

Happy Reading

Mrs Lees

kirsty.lees@spaldinghigh.lincs.sch.uk